

SONY



VPL-D200 Series

Data Projectors

VPL-DW240 VPL-DX270
VPL-DX240 VPL-DX220



BrightEra™ **HDMI**



Projector for office and meeting room, offering basic high performance and superior ease of use

The features of the VPL-D200 Series are well suited to a wide range of business and education applications, all available at reasonable price.

VPL-DW240	VPL-DX270	VPL-DX240	VPL-DX220
WXGA	XGA	XGA	XGA
3000 lm	3500 lm	3200 lm	2700 lm
HDMI input 2	HDMI input 2	HDMI input 2	HDMI input 1

Compact and Stylish Design

An improved compact and transportable design makes it easy to bring these projectors anywhere.



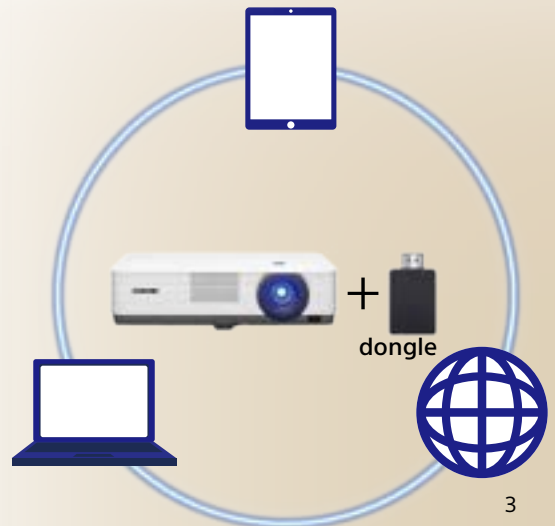
Bright and Vivid Image for Various Scenes

The D200 Series projects all types of content beautifully.



Make Your Meetings Memorable

You can connect a dongle to support the widest variety of meeting styles.



High Image Quality

Various Picture Modes

A new Vivid Mode offers a much more brilliant color experience with D200 Series projectors. Each projector has seven available picture modes for correct picture quality: Vivid, Dynamic, Standard, Presentation, Blackboard, Whiteboard, and Cinema. With seven picture modes and three brightness modes combined, you can create the optimal image by selecting the most suitable picture/brightness combination according to the picture source and environment.

Vivid



Strongly emphasizes colors and brightness to produce uplifting feeling and eye-catch looking

Presentation



The picture is ideal to deliver a presentation under fluorescent lights in offices and classrooms

Dynamic



Emphasizes contrast to produce rich color especially with stable and well-adjusted white color

Whiteboard/Blackboard



Optimized to deliver clear images on a blackboard/whiteboard in the classroom, supporting teaching when there is no projection screen

Standard

Delivers an image that is natural and well balanced

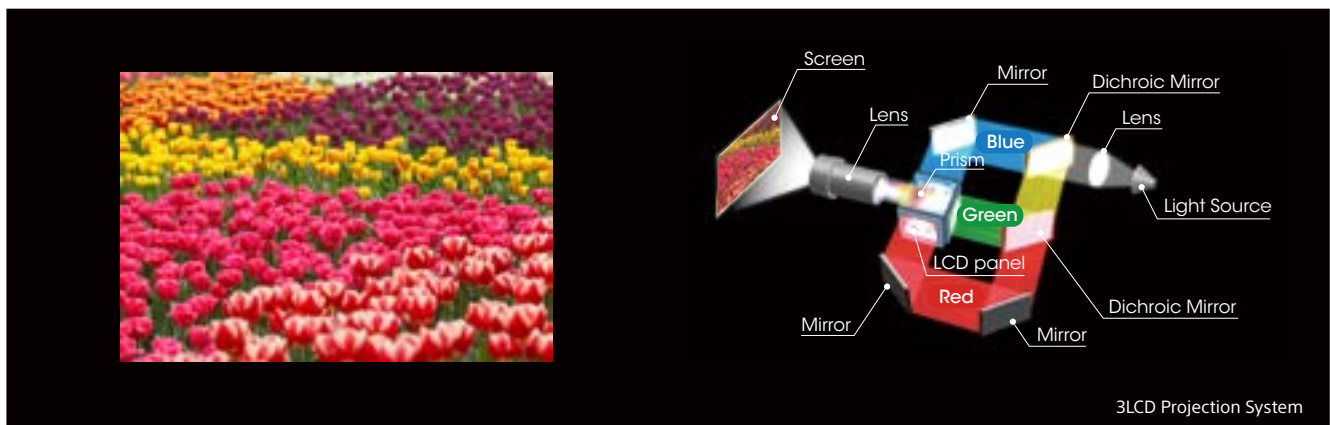
Cinema

Fine-tuned to enjoy watching movies at home

Natural and Vivid Color Images

The projector separates the lamp output light into the three primary colors (red, green, and blue) and it can create a picture that responds to each color, restore and superimpose the three lights (immediately before the lamp output light goes out), and then project the light.

By constantly emitting all red, green and blue lights, the D200 Series enables you to project images that are bright, natural, and gentle on the eye.



EASY to USE

Connectivity: 2 HDMI + USB Power Supply*1


With two HDMI ports and one USB power supply port, you can concurrently connect PCs and any dongle*2 you own (a small device with an HDMI port, which offers various functions to widen usage).

*1 Except VPL-DX220

*2 Available from third-party suppliers.


- Mirroring

When using Miracast-compatible dongle, you can directly project the screen of your PC and tablets.



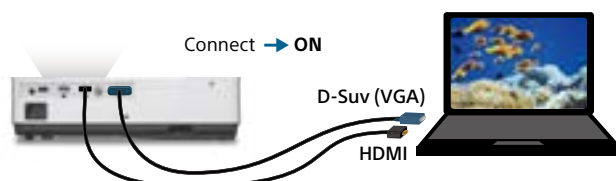
- Stick PC Connection

Applicable for high-spec stick PC connection; the space between the two HDMI ports is wide enough to connect a stick PC in one port and also means that another HDMI connection is available. The power supply ability is up to 5V2A. (Maximum resolution of the INPUT C terminal is up to 720p.)



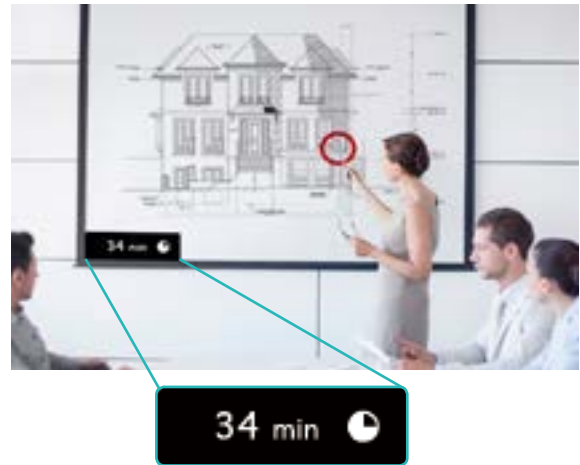
Auto Start

When a VGA or HDMI signal is detected from the PC, the light power of the projector automatically turns on.



Presentation Timer

Using the presentation timer function, you can easily manage the presentation time. This function is helpful when there is a strictly determined presentation duration. By managing the meeting time, the projector can also enhance all participants' awareness of the passage of time and help them concentrate during the meeting.



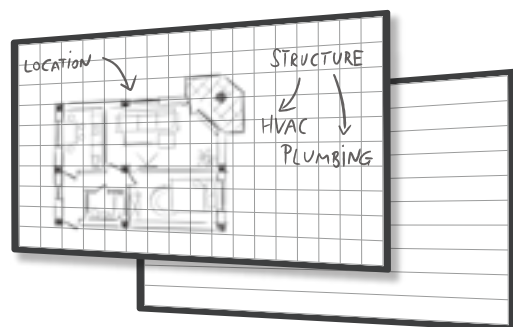
Audio Out for Active Speakers

Allows you to direct audio from a connected speaker when video is input by HDMI connection. You can choose the size/sound of the speaker depending on the usage environment.



Convenient Templates

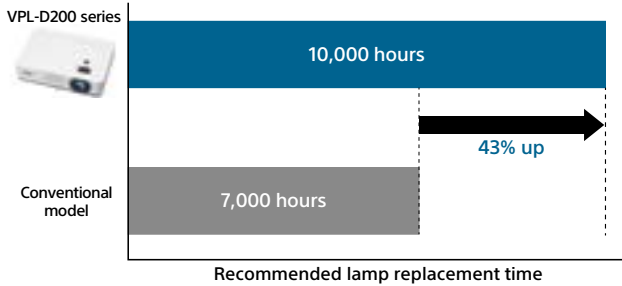
Four templates (with various grid and ruled lines on black or white backgrounds) are pre-installed; you can simply access them by pressing the PATTERN button. By projecting onto a blackboard or whiteboard, the template can help you to write parallel characters and draw clean lines.



Good TCO

Energy Efficient With Long—Lasting Lamp Replacement Time (10,000 hours)

The lamp driver optimally controls the wattage of the lamp and achieves a long-lasting lamp replacement time of 10,000 hours with lamp brightness set to low.



NOTE: Except VPL-DX220

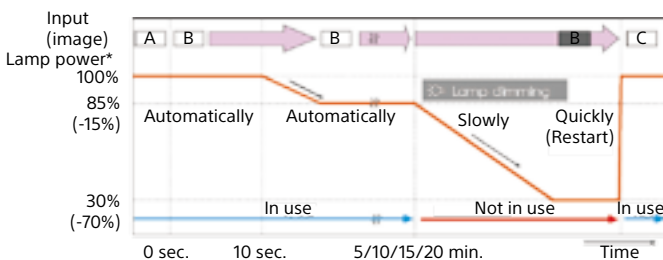
Auto Mode

The brightness of the lamp’s output is automatically adjusted depending on the brightness of the projected image, to avoid unnecessary power consumption. When showing darker images that don’t require high brightness, lamp output decreases.



Lamp Dimming Function

After 10 seconds of a static signal feed, the lamp dims by approximate 15% which is hardly noticeable. If one of these projectors is left powered on while not in use, after a set period of time it will automatically detect no change of signal input and will dim the lamp to as low as approximate 30% of original brightness to significantly reduce energy consumption.



Ease of Use (for System Installer)

Top-side Lamp Access

This access allows you to realize quick maintenance without dismounting the projector from its ceiling mount.

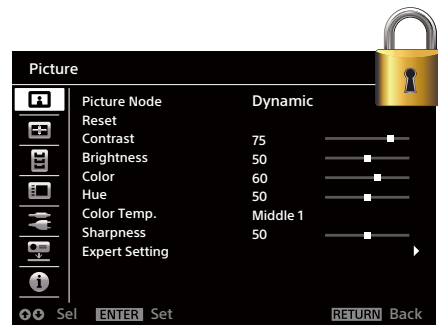


Menu Setting Lock

Protect unexpected setting change. Reduce the labor hour to reset the settings.

- Temporary Lock Mode

Other than full lock mode, temporary lock mode is also available. While keeping the most frequently used setting as the one that appears at startup, you can also temporarily change the setting when required. With this function, you can protect the projector from unexpected setting changes.



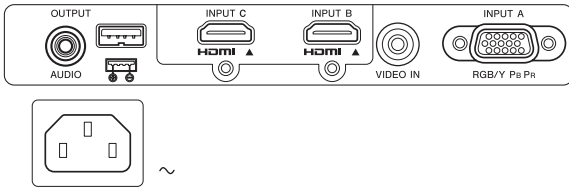
OPTIONAL ACCESSORIES



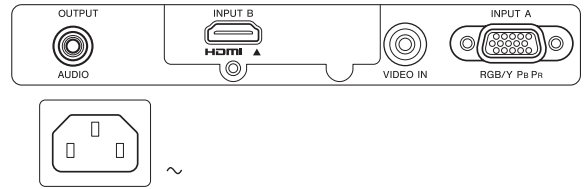
LMP-D214
Projector Lamp (for replacement)

CONNECTOR PANELS

VPL-DX240/DX270/DW240



VPL-DX220

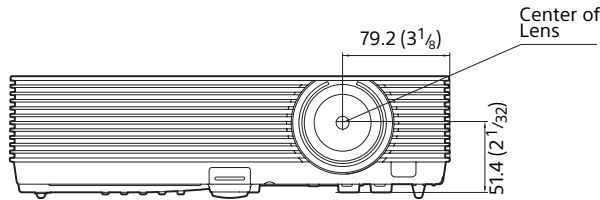


DIMENSIONS

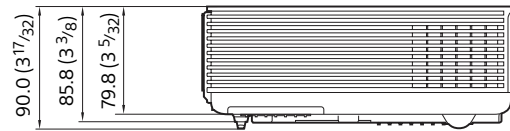
Unit: mm (inches)

VPL-DX270/DX240/DW240/VPL-DX220

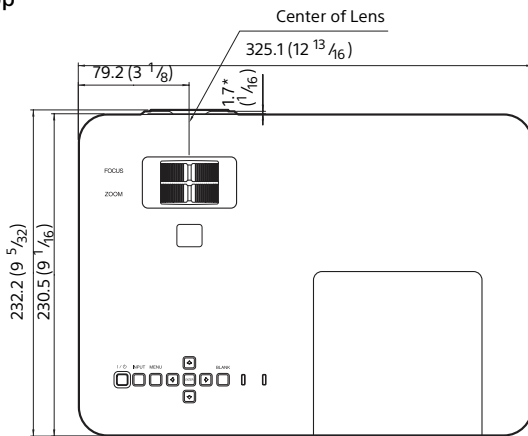
Front



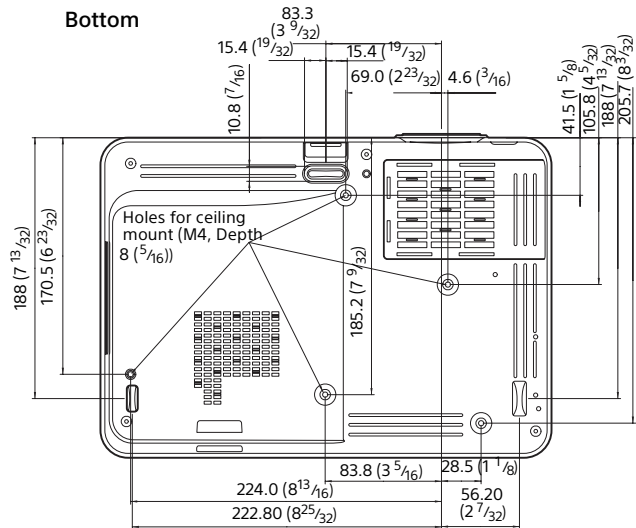
Side



Top



Bottom



* VPL-DX220 is 2.7 (3/32)

SPECIFICATIONS

		VPL-DW240	VPL-DX270	VPL-DX240	VPL-DX220
Display system		3 LCD system			
Display device	Size of effective display area	0.59" (15 mm) x 3 BrightEra Aspect ratio: 16:10	0.63" (16 mm) x 3 BrightEra Aspect ratio: 4:3		0.63" (16 mm) x 3 Aspect ratio: 4:3
	Number of pixels	3,072,000 (1280 x 800 x 3) pixels	2,359,296 (1024 x 768 x 3) pixels		
Projection lens	Zoom	Optical: Manual (Approx. x 1.3)			Optical: Manual (Approx. x 1.2)
	Focus	Manual			
	Throw ratio	1.36:1 to 1.77:1	1.37:1 to 1.80:1		1.47:1 to 1.77:1
Light source		Ultra high pressure mercury lamp 215 W type			
Recommended lamp replacement time*1 (Lamp mode: High / Standard / Low)		3000 H / 5000 H / 10000 H			3000 H / 5000 H / 6000 H
Filter cleaning cycle*1		Max. 1000 H			
Screen size		30" to 300" (0.76 m to 7.62 m)			
Light output*2 (Lamp mode: High / Standard / Low)		3000 lm / 2200 lm / 1900 lm	3500 lm / 2600 lm / 2200 lm	3200 lm / 2300 lm / 2000 lm	2700 lm / 2000 lm / 1700 lm
Color light output*2 (Lamp mode: High / Standard / Low)		3000 lm / 2200 lm / 1900 lm	3500 lm / 2600 lm / 2200 lm	3200 lm / 2300 lm / 2000 lm	2700 lm / 2000 lm / 1700 lm
Contrast ratio (full white / full black)*3		4000:1			3000:1
Displayable scanning frequency	Horizontal	19 kHz to 92 kHz			
	Vertical	48 Hz to 92 Hz			
Display resolution	Computer signal input	Maximum display resolution: UXGA 1600 x 1200 dots**			
	Video signal input	Panel display resolution: 1280 x 800 dots	Panel display resolution: 1024 x 768 dots		
Color system		NTSC3.58, PAL, SECAM, NTSC4.43, PAL-M, PAL-N			
Keystone correction		Max. Vertical: +/- 30 degrees			
OSD language		27-languages (English, Dutch, French, Italian, German, Spanish, Portuguese, Turkish, Polish, Russian, Swedish, Norwegian, Japanese, Simplified Chinese, Traditional Chinese, Korean, Thai, Vietnamese, Arabic, Farsi, Finnish, Indonesian, Hungarian, Greek, Czech, Slovak, Romanian)			
Computer and video signal input/output	INPUT A	RGB / Y Pb Pr input connector: Mini D-sub 15-pin (female)			
	INPUT B	HDMI input connector: HDMI 19-pin, HDCP support, audio support			
	INPUT C*5	HDMI input connector: HDMI 19-pin, HDCP support, audio support			-
	VIDEO IN	Video input connector: Phono jack			
	OUTPUT	Audio output connector: Stereo mini jack			
Power Supply		5V 2A (USB Type-A)			-
Speaker		1 W x 1 (monaural)			
Operating temperature (Operating humidity)		0°C to 35°C / 32°F to 95°F (20% to 80%; no condensation)			
Storage temperature (Storage humidity)		-10°C to +60°C / 14°F to +140°F (20% to 80%; no condensation)			
Outside dimensions*3		W 325.1 x H 79.8 x D 230.5 mm (W 12 13/16 x H 3 5/32 x D 9 1/16 inches) (without protrusions)			
Mass*3		2.7 kg / 5.9 lb			
Supplied accessories		RM-PJ8 Remote Commander (1), Lithium battery: CR2025 (1), AC Power Cord (1), Operating Instructions (CD-ROM) (1), Quick Reference Manual (1), Mini D-sub 15-pin cable (1), Lens cap (1), Carrying case (1)			
Replacement lamp		LMP-D214			

*1 The figures are the expected maintenance time and not guaranteed. They will depend on the environment or how the projector is used.

*2 The values are estimate.

*3 This value is average.

*4 Available for the VESA Reduced Blanking signal.

*5 Maximum resolution of the INPUT C terminal is up to 720p.

Distributed by

©2016 Sony Corporation. All rights reserved.
 Reproduction in whole or in part without written permission is prohibited.
 Features and specifications are subject to change without notice.
 The values for mass and dimension are approximate.
 "SONY", "BrightEra" and "Remote Commander" are trademarks of Sony Corporation.
 The terms HDMI and HDMI High-Definition Multimedia Interface, and the HDMI Logo are trademarks or registered trademarks of HDMI Licensing LLC in the United States and other countries.
 All other trademarks are the property of their respective owners.